

TRIBHUVAN UNIVERSITY  
**SWOYAMBHU INTERNATIONAL COLLEGE**

*Lagankhel, Lalitpur*

Nepal



**LAB REPORT**  
**ON**  
**MIS & E-Business**

**Submitted By:**

Name: SUJAL DEVKOTA

Roll no.: 34

BCA 5<sup>th</sup> Semester

**Submitted To:**

Mr. Anand Chaudhary

Lecturer MIS & E-Business

(Swoyambhu International College)

# Table of Contents

<b>Chapter 1: Introduction</b> .....	1
<b>Introduction to E- Commerce</b> .....	1
<b>How does E-Commerce work?</b> .....	1
<b>Type of E-Commerce</b> .....	2
<b>Introduction to MIS</b> .....	2
<b>Management</b> .....	2
<b>Information</b> .....	2
<b>System</b> .....	2
<b>Introduction to Hosting Website</b> .....	3
<b>Chapter 2: Hosting Website</b> .....	4
<b>Step of Hosting</b> .....	4
<b>Choosing Plan</b> .....	4
<b>Create an Account</b> .....	4
<b>Creating Hosting Account</b> .....	5
<b>Choosing Domain Name</b> .....	5
<b>Upload files</b> .....	5
<b>Creating Database</b> .....	6
<b>Importing Database</b> .....	6
<b>Changing database connectivity</b> .....	7
<b>Checking the website</b> .....	7
<b>Chapter 3: Payment Gateway Integration</b> .....	8
<b>Integration Code</b> .....	10
<b>Payment Success</b> .....	11
<b>Chapter 4: Conclusion</b> .....	13

# Chapter 1: Introduction

## Introduction to E- Commerce

E-Commerce(Electronic Commerce), refers to the buying and selling of goods and services over the internet. It involves various online transactions, including retail purchases, electronic payments, online auctions, and more. E-Commerce has revolutionized the way businesses operate and how consumers shop by providing convenience, accessibility, and a global marketplace.

E-Commerce offers business a powerful platform to reach a global audience, increase sales, and grow their brand presence online. It provides customers with convenience, flexibility, and a seamless shopping experience, making it a preferred choice for buying and selling goods and services in today's digital age.

## How does E-Commerce work?

E-Commerce works by connecting sellers with customers and allowing exchanges between them to take place online. It can work in many different ways and takes many forms. Here's a general overview of how the process can look:

**Search:** Customers search for products or services using search engines, social media, or directly visiting e-commerce platforms.

**Product Selection:** They browse items, read descriptions, view images, and check reviews to make informed decisions.

**Adding to Cart:** Selected items are added to a virtual shopping cart.

**Checkout:** Customers provide their payment details, shipping information, and confirm the purchase.

### **E-commerce platforms handle:**

**Product Listings:** Businesses upload product details, images, and prices.

**User Interface (UI):** A seamless and intuitive interface for customers to browse and purchase.

**Shopping Cart:** A system to store selected items temporarily for purchase.

**Delivery Tracking:** Customers can track the shipment through provided tracking numbers.

**Customer Support:** Businesses offer support for queries or issues related to the purchase.

Returns and Refunds: If customers are dissatisfied, they can initiate returns/refunds based on the business's policies.

## **Type of E-Commerce**

- B2C (Business-to-Consumer): Businesses sell directly to individual customers (e.g., Amazon, Walmart).
- B2B (Business-to-Business): Transactions between businesses (e.g., Alibaba, bulk software licensing).
- C2C (Consumer-to-Consumer): Consumers sell to other consumers, often through a third-party platform (e.g., eBay, Craigslist).
- C2B (Consumer-to-Business): Individuals sell products or services to businesses (e.g., freelancers on Fiverr).

## **Introduction to MIS**

MIS stands for Management Information System. It is a computerized system that collects, process, stores and disseminates information to support decision-making within an organization. MIS is designed to provide managers and other stakeholders with accurate, timely, and relevant information to facilitate effective planning, control and decision-making processes.

The three components of MIS provide a more complete and are defined below:

### **Management**

Management refers to the process of overseeing and directing the use of information technology and related resources within an organization to achieve its goals and objective effectively and efficiently.

### **Information**

Information in MIS is a critical asset that drives organization performance, enhance decision-making processes, and enables effective management of resources and operations within an organization.

### **System**

Systems in MIS play a crucial role in facilitating the collection, processing storage, retrieval, and dissemination of information to support various managerial activities and decision-making processes.

## Introduction to Hosting Website

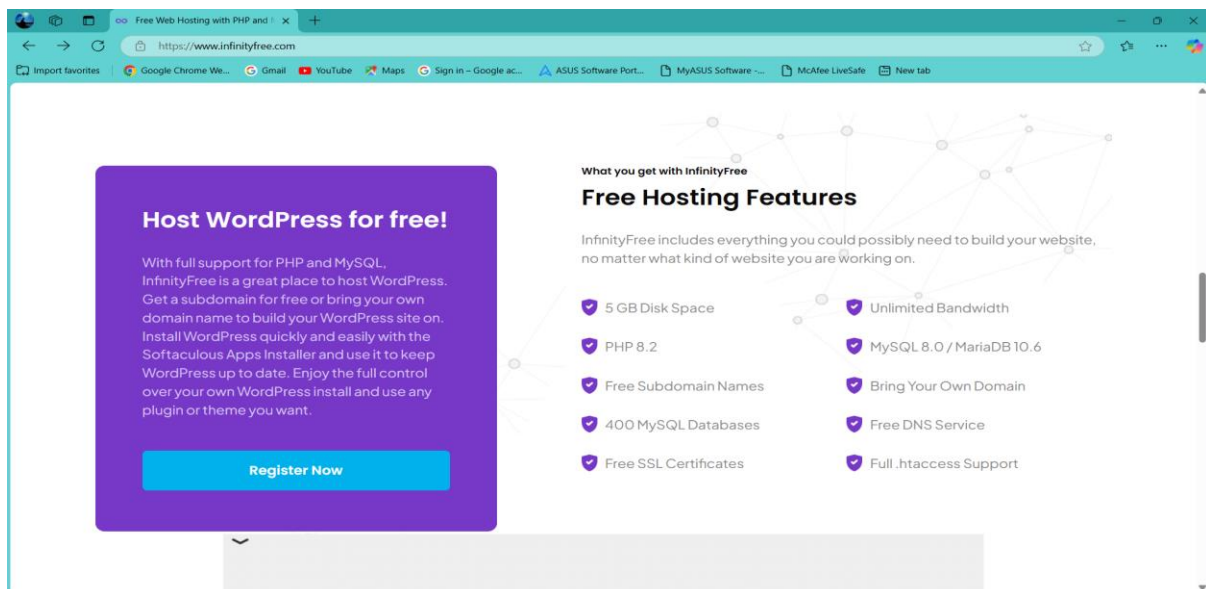
Hosting in the context and web applications, refers to the process of storing and serving website files, data and resources on a server that is connected to the internet. This server, often referred to as a powerful computer that is specifically designed to handle requests from users wen browsers and deliver web content over the internet.

There are various sites some are:

- 000webhost
- InfinityFree
- AwardSpace
- ByetHost
- Netlify
- Vercel

We use various hosting sites according to our use and according to our business.

### Example:



The screenshot shows a web browser window displaying the InfinityFree website. The page features a purple call-to-action box on the left with the text "Host WordPress for free!" and a "Register Now" button. To the right, under the heading "Free Hosting Features", there is a list of benefits including 5 GB Disk Space, PHP 8.2, Free Subdomain Names, 400 MySQL Databases, Free SSL Certificates, Unlimited Bandwidth, MySQL 8.0 / MariaDB 10.6, Bring Your Own Domain, Free DNS Service, and Full .htaccess Support.

## Chapter 2: Hosting Website

Among those various Hosting websites, we can use any other Hosting websites but, I choose InfinityFree as it is free, very easy to use and provides ton of beneficial features along with 5GB disk storage and unlimited bandwidth.

There are various plan we can choose while hosting in InfinityFree.

The screenshot displays the InfinityFree website's pricing page. At the top, it says "iFastNet is the service for you!" and "Pay per year to get up to 25% discount!" with a "Pay Yearly" button. Below are four plan cards:

- INFINITYFREE**: \$0 forever. Features: 5 GB Disk Space, Unlimited Bandwidth, Unlimited Hosted Domains. Missing features: Email Accounts, cPanel Control Panel, Unlimited Hits, PHP Version Selection, PHP mail() support, Full DNS Management, Remote MySQL Support, Python/Node.js Support. Button: "Create Now".
- STARTER PREMIUM**: \$2.50 / month, billed yearly. Features: 5 GB Disk Space, 250 GB Bandwidth, 1 Hosted Domain, 1 Email Account. Available features: cPanel Control Panel, Unlimited Hits, PHP Version Selection, PHP mail() support, Full DNS Management, Remote MySQL Support, Python/Node.js Support. Button: "Order Now".
- SUPER PREMIUM**: \$3.65 / month, billed yearly. Features: Unlimited Disk Space, 250 GB Bandwidth, 20 Hosted Domains, 100 Email Accounts. Available features: cPanel Control Panel, Unlimited Hits, PHP Version Selection, PHP mail() support, Full DNS Management, Remote MySQL Support, Python/Node.js Support. Button: "Order Now".
- ULTIMATE PREMIUM**: \$6.02 / month, billed yearly. Features: Unlimited Disk Space, Unlimited Bandwidth, Unlimited Hosted Domains, Unlimited Email Accounts. Available features: cPanel Control Panel, Unlimited Hits, PHP Version Selection, PHP mail() support, Full DNS Management, Remote MySQL Support, Python/Node.js Support. Button: "Order Now".

### Step of Hosting

#### Choosing Plan

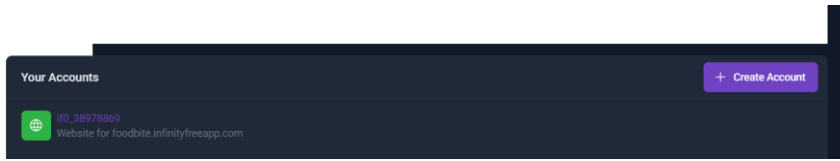
Among the four plans I choose free plan. It provides 5GB of Disk Space for hosting website with unlimited Bandwidth and Unlimited hosted Domains.

#### Create an Account

We firstly need to create an account in infinity free for Hosting.

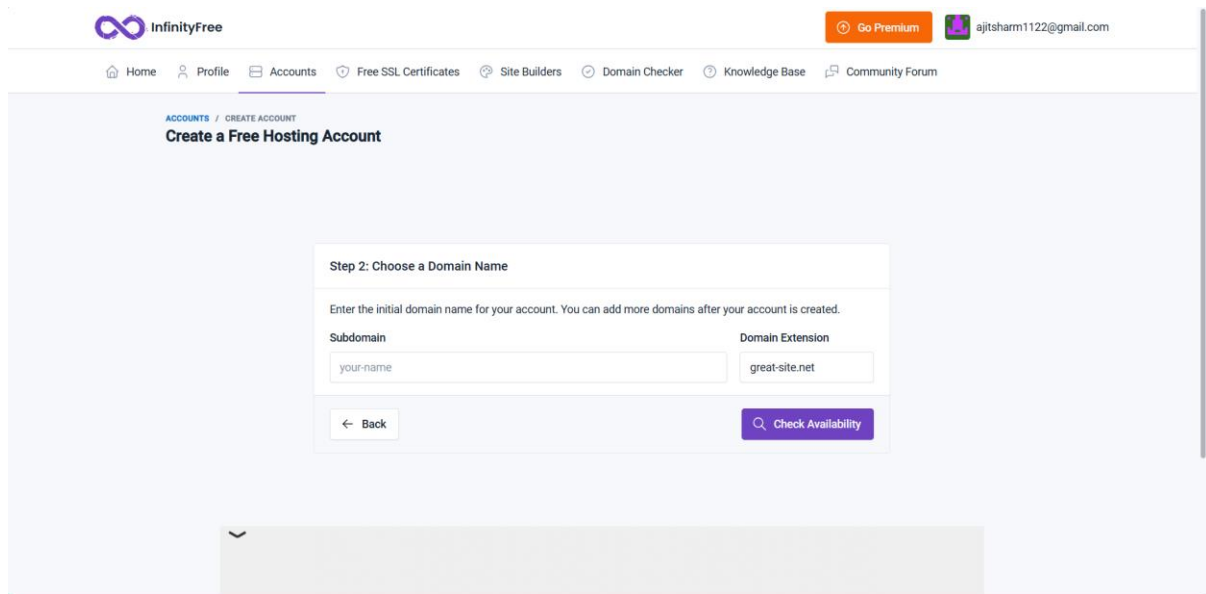
The screenshot shows the "Sign Up for InfinityFree" form. It includes fields for "Email address" (with "you@example.com" as a placeholder), "Password", and "Confirm Password". Below the fields is a checkbox for "I've read and agree to the terms of service." and a "Verify you are human" checkbox with a Cloudflare logo. A note says "Cloudflare CAPTCHA not working? Use ReCAPTCHA instead." At the bottom is a "Sign Up" button and a link for "Already have account? Sign In."

## Creating Hosting Account



## Choosing Domain Name

Enter the initial domain name for our account. We can add more domains after account is created. We can change our domain extension to limited choices. I choose takebook.free.nf for my website as my domain name for website.



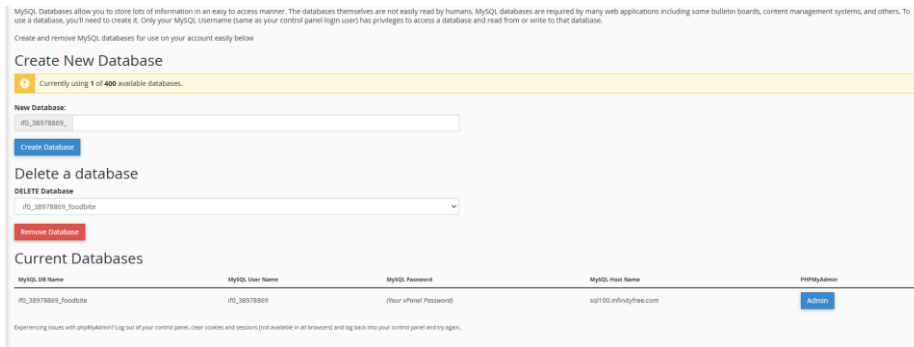
## Upload files

I upload the files from cpanel>Online File Manager provide by Infinity Free.

Name	Size	Changed	Permissions
..			
- admin		May 20, 2025	drwxr-xr-x
- assets		May 20, 2025	drwxr-xr-x
- images		May 20, 2025	drwxr-xr-x
- includes		May 20, 2025	drwxr-xr-x
- proposal		May 20, 2025	drwxr-xr-x
- uploads		May 20, 2025	drwxr-xr-x
- user		May 20, 2025	drwxr-xr-x
- .htaccess	0B	11:24 AM	-rw-r--r--
- 404.php	1KB	May 20, 2025	-rw-r--r--
- 500.php	1KB	May 20, 2025	-rw-r--r--

## Creating Database

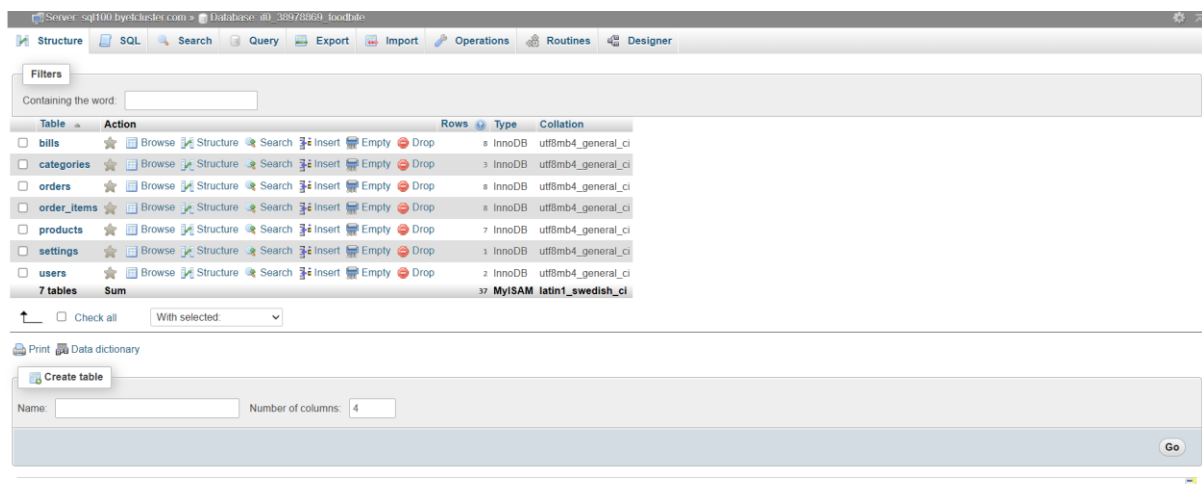
I created my database with the name foodbite in the server.



## Importing Database

I have imported all the required tables and data from the xampp server. The local server that I have been using to run in my local computer to make project.

These are the tables that I have imported for the database of my website.



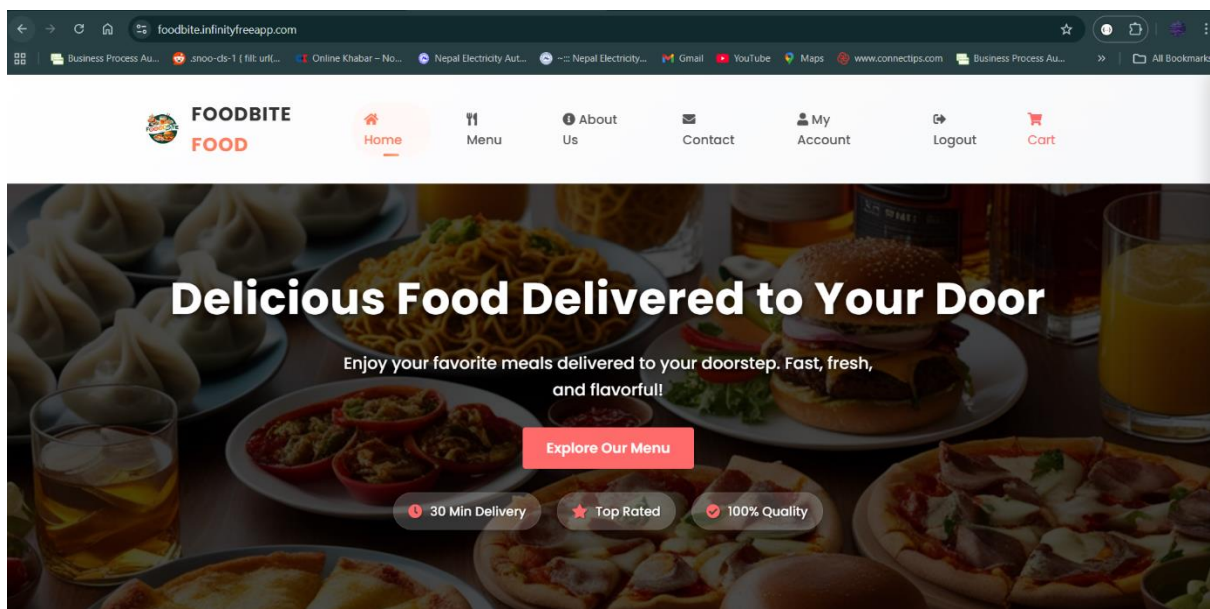
## Changing database connectivity

Make all the required changes that is required to connect to the database such as database name, user and password accordingly.

```
1 <?php
2 /**
3  * FoodBite Configuration File
4  */
5
6 // Start session if not already started
7 if (session_status() == PHP_SESSION_NONE) {
8     // Set session name before starting the session
9     session_name('FOODBITE_SESSION');
10    session_start();
11 }
12
13 // Database Configuration
14 define('DB_HOST', 'sql100.infinityfree.com');
15 define('DB_USER', 'ifo_38978869');
16 define('DB_PASS', 'Foodbite2060');
17 define('DB_NAME', 'ifo_38978869_foodbite');
18
19 // Website Configuration
20 define('SITE_NAME', 'FoodBite');
21 define('SITE_URL', 'https://foodbite.infinityfreeapp.com');
22 define('ADMIN_URL', SITE_URL . '/admin');
23 define('UPLOAD_DIR', $_SERVER['DOCUMENT_ROOT'] . '/uploads');
24 define('UPLOAD_URL', SITE_URL . '/uploads');
25
26 // Session Configuration
27 define('SESSION_NAME', 'FOODBITE_SESSION');
28
29 // eSewa API Configuration - Using v2 API test environment
30 define('ESEWA_API_URL', 'https://rc-epay.esewa.com.np/api/epay/main/v2/form');
31 define('ESEWA_SECRET', '8gBm:8enhH.1/q');
32 define('ESEWA_PRODUCT_CODE', 'EPAYFEST');
33 define('ESEWA_SUCCESS_URL', SITE_URL . '/success.php');
34 define('ESEWA_FAILURE_URL', SITE_URL . '/failure.php');
35
```

## Checking the website

After completing all the above steps, it should take up to 1-72 hours to completely host the website. Depending upon the size of the data file.



## Chapter 3: Payment Gateway Integration

A payment gateway is a merchant service provided by an E-Commerce application service provider that authorizes credit card or direct payment processing for E-Business, online retailers, bricks and clicks or traditional brick and mortar. Payment gateways area a service that helps merchants initiate E-Commerce, in-app, ad point of sale payments for broad variety of payment methods.

There are various payment gateways we can integrate in our website some of which are: -

- Khalti
- ConnectIPS
- Stripe
- PayPal
- eSewa

I have used Esewa payment method which provides a feature of online payment with digital wallet, Bank Payment, and others.

**FOODBITE FOOD** Home Menu About Us Contact My Account Logout Cart

### Complete Your Order

1 Shopping Cart 2 Checkout 3 Order Complete

Cash on Delivery  Pay with eSewa

📍 Delivery Address  
BABARMAHAL

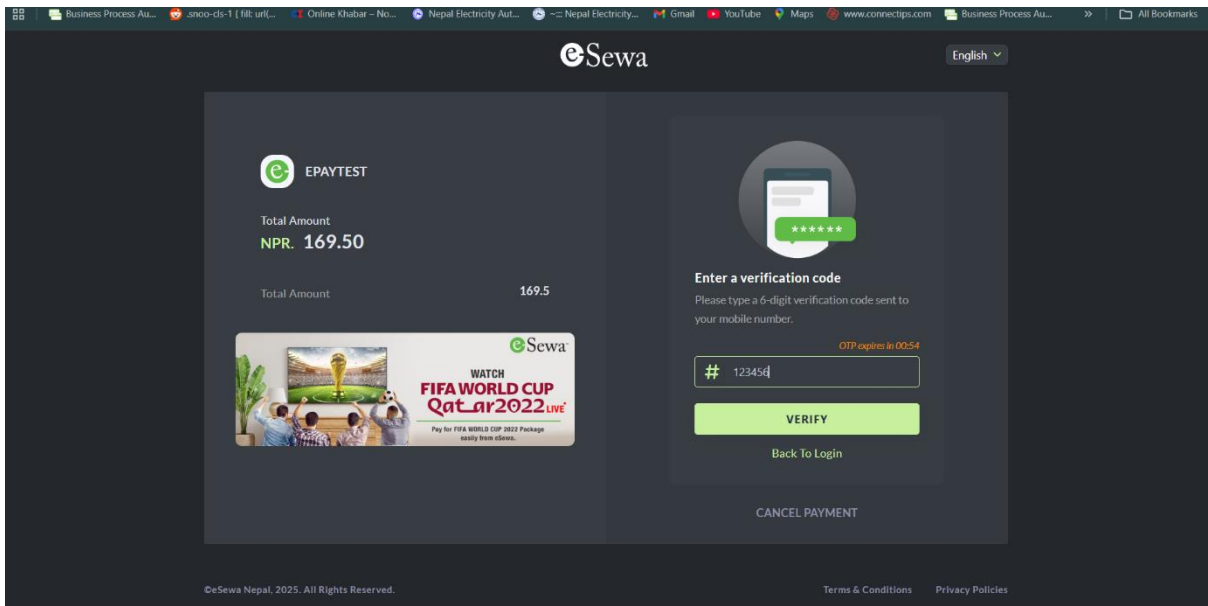
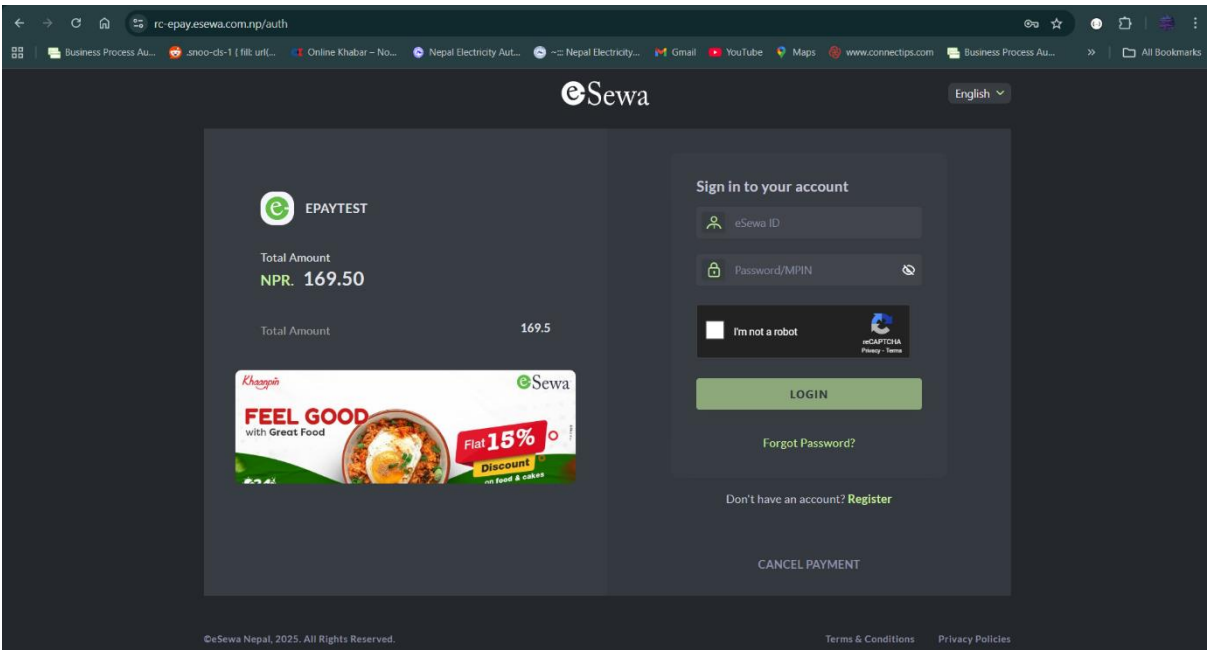
📞 Phone Number  
9841785440

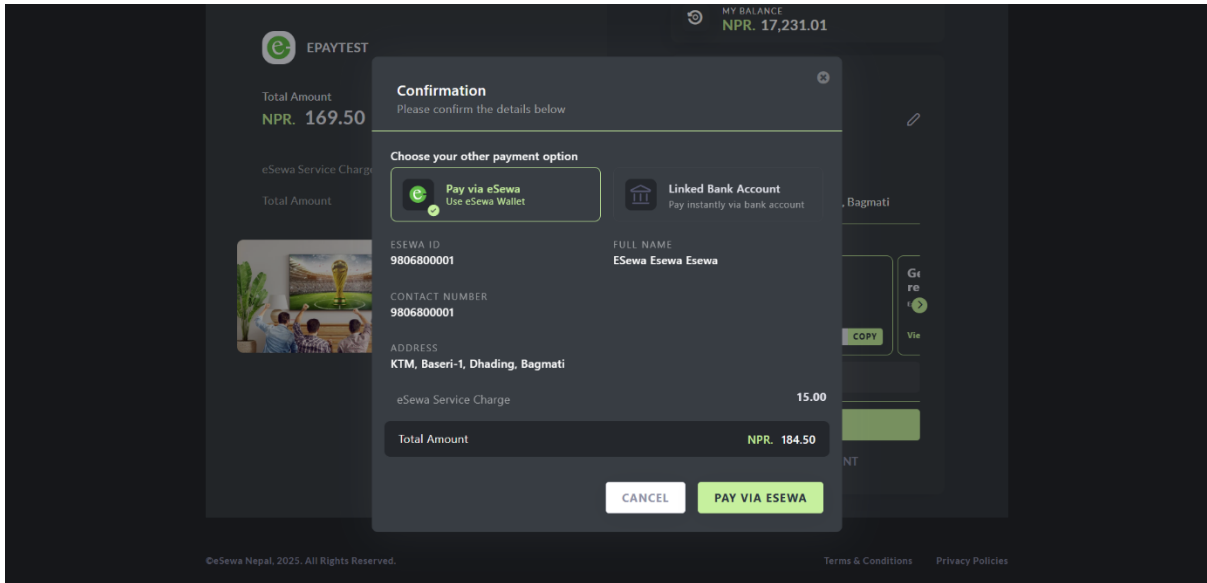
[Pay with eSewa →](#)

#### Order Summary

EGG CHOWMEIN x1 Rs. 150.00

Subtotal:	Rs. 150.00
Tax (13%):	Rs. 19.50
Delivery:	Rs. 0.00
<b>Total:</b>	<b>Rs. 169.50</b>





## Integration Code

### Esewa integration code:

```

1  <?php
2  /**
3   * Configuration file for eSewa Payment Gateway Integration
4   */
5
6  // Define base URLs
7  define('BASE_URL', 'https://foodbite.infinityfreeapp.com/');
8
9  // eSewa API endpoints
10 define('ESEWA_API_URL', 'https://rc-epay.esewa.com.np/api/epay/main/v2/form');
11
12 // Secret key for signature generation
13 define('ESEWA_SECRET', '8gBm/;&EnhH.1/q');
14
15 // Product code
16 define('PRODUCT_CODE', 'EPAYTEST');
17
18 // Set default timezone
19 date_default_timezone_set('Asia/Kathmandu');
20
21 // Error reporting (set to 0 in production)
22 error_reporting(E_ALL);
23 ini_set('display_errors', 1);

```

## Checkout.php

```
1 <?php
2 // Include configuration file
3 include_once 'includes/config.php';
4
5 // Check if user is logged in
6 if (!isLoggedIn() || isAdmin()) {
7     redirect(SITE_URL . '/login.php');
8 }
9
10 // Generate transaction UUID for eSewa
11 $transactionUuid = generateUUID();
12
13 // Get user information
14 $userId = $_SESSION['user_id'];
15 $query = "SELECT * FROM users WHERE id = ?";
16 $stmt = mysqli_prepare($conn, $query);
17 mysqli_stmt_bind_param($stmt, "i", $userId);
18 mysqli_stmt_execute($stmt);
19 $result = mysqli_stmt_get_result($stmt);
20 $user = mysqli_fetch_assoc($result);
21
22 // Process form submission
23 if ($_SERVER['REQUEST_METHOD'] === 'POST') {
24     $paymentMethod = $_POST['payment_method'];
25     $address = clean($_POST['address']);
26     $phone = clean($_POST['phone']);
27     $orderItems = isset($_POST['order_items']) ? json_decode($_POST['order_items'], true) : [];
28     $totalAmount = isset($_POST['total_amount']) ? (float)$_POST['total_amount'] : 0;
29
30     // Save order details in session
31     $_SESSION['order_items'] = $orderItems;
32     $_SESSION['customer_name'] = $user['full_name'];
33     $_SESSION['customer_address'] = $address;
34     $_SESSION['customer_phone'] = $phone;
35     $_SESSION['order_total'] = $totalAmount;
36     $_SESSION['payment_method'] = $paymentMethod;
37
38     if ($paymentMethod === 'cash') {
39         // Redirect to success page for cash orders
40         redirect(SITE_URL . '/success.php?cash=true');
41     }
42     // For eSewa, the form will be submitted directly to eSewa gateway
43 }
44
45 // Use 100.00 as initial amount - will be updated by JS before submission
46 $initialAmount = '100.00';
47
48 // Generate eSewa signature
49 $esewaSignature = generateEsewaSignature($initialAmount, $transactionUuid, ESEWA_PRODUCT_CODE);
50 ?>
--
```

## Payment Success



## Order Confirmed!

Rs. 169.50

Your order has been placed successfully

### Order Details

Order Number: FBZ229268969230850

Name: SULTAN DEVI CIA  
Delivery Address: 824182444  
Phone: 854782443  
Payment Method: Easvo  
Transaction ID: 00081W

### Items Ordered

EGG CHICKEN x 1 Rs. 160.00

Subtotal: Rs. 160.00  
Tax (10%): Rs. 9.50  
Total Amount: Rs. 169.50

### Delivery information

Your order will be delivered within 30-45 minutes.  
For any inquiries, please contact our customer support at 01-4567890.

[Continue Shopping](#)

[View My Orders](#)

## **Chapter 4: Conclusion**

E-Commerce has fundamentally transformed the way businesses and consumers interact, creating a digital marketplace that transcends geographic boundaries. By leveraging the internet's power, businesses can reach a global audience, streamline operations, and enhance customer experiences. E-commerce platforms enable seamless transactions, efficient product delivery, and improved customer support, fostering convenience and trust. For customers, it provides a wide array of choices, ease of access, and flexibility, making it an indispensable part of modern life. E-Commerce has fundamentally transformed the way businesses and consumers interact, creating a digital marketplace that transcends geographic boundaries. By leveraging the internet's power, businesses can reach a global audience, streamline operations, and enhance customer experiences. E-commerce platforms enable seamless transactions, efficient product delivery, and improved customer support, fostering convenience and trust. For customers, it provides a wide array of choices, ease of access, and flexibility, making it an indispensable part of modern life.

In conclusion, the rapid evolution of E-Commerce is a testament to the digital era's progress and the ever-growing reliance on technology in commerce. As businesses continue to adapt and innovate, integrating advanced tools like hosting websites and payment gateways, E-Commerce is set to further revolutionize the global economy. Embracing these changes ensures businesses remain competitive while providing consumers with improved accessibility and enhanced shopping experiences.

In conclusion, the rapid evolution of E-Commerce is a testament to the digital era's progress and the ever-growing reliance on technology in commerce. As businesses continue to adapt and innovate, integrating advanced tools like hosting websites and payment gateways, E-Commerce is set to further revolutionize the global economy. Embracing these changes ensures businesses remain competitive while providing consumers with improved accessibility and enhanced shopping experiences.